



















## FHWA Vehicle Classification Scheme

Class	Illustration	Description
1		Motorcycles
2		Passenger Cars
3		Pickups/Vans
4	 	Buses
5	  	6 tire two-axle single unit trucks
6	 	Three axle single unit trucks
7	 	Four or more axle single unit trucks
8		Four or fewer axle truck and trailer combinations
9		Five axle truck and trailer combinations
10		Six or more axle truck and trailer combinations
11		Five or fewer axle multis
12		Six axle multis
13		Seven or more axle multis



Indicates Heavy Truck Restrictions (Vehicle Classes 7 - 13)